



## APPOINTMENT INFORMATION

Doctor: \_\_\_\_\_

Procedure Date: \_\_\_\_\_



## SURGERY CENTER PATIENT GUIDE

Thank you for trusting UroPartners with your health care. We are the Midwest's largest independent urology practice. What does it mean to be independent? It means that we, your healthcare providers, own our practice. We enjoy a greater level of autonomy to spend time with you, build relationships, and provide treatments we believe are the best for your health at the most affordable cost. Our doctors come from some of the country's most sophisticated university research centers, and we offer the most up-to-date, state-of-the-art urological treatments. We are confident we can help you.

# WELCOME TO UROPARTNERS SURGERY CENTER!

We're pleased you've chosen us for your procedure. Our center is located at:

**UroPartners Ambulatory Surgery Center**  
**2750 South River Road**  
**Des Plaines, Illinois**

This center is owned by your surgeons, and our staff specializes in urological care.

UroPartners Surgery Center is a state-of-the-art facility with three operating rooms designed to provide the highest quality care to our patients at a reasonable cost. At UroPartners Surgery Center, your surgeon is supported by a highly skilled team of anesthesia providers, nurses, and other medical personnel specially trained in outpatient surgical services.

UroPartners Surgery Center specializes in a wide variety of outpatient surgical procedures.

We perform:

- Cystourethroscopy
- Stent placements and removals
- Laser fulguration of lesions and tumors
- Lithotripsy
- Circumcision and revision circumcision
- Vasectomy and vasectomy reversal
- Prostate biopsy (Fusion Biopsy)
- Laser vaporization of the prostate
- State-of-the-art penile prosthetics
- Excision of hydroceles
- Brachytherapy
- Varicocele repair
- Variety of pain procedures
- And many more ...



## EXCLUSIVELY OUTPATIENT SURGERY

Hospitals must be staffed and equipped to treat all types of medical problems, and therefore provide a broader range of services than your current needs require. UroPartners Surgery Center is designed for urologic outpatient surgery, and we are able to offer you a convenient and comfortable experience based on your specific needs.

Our center's warm surroundings and individualized attention by qualified healthcare professionals minimizes the stress often associated with surgery. You will be released within hours of your surgery to complete your recovery in the comfort of your home.



# PREPARING FOR YOUR SURGERY

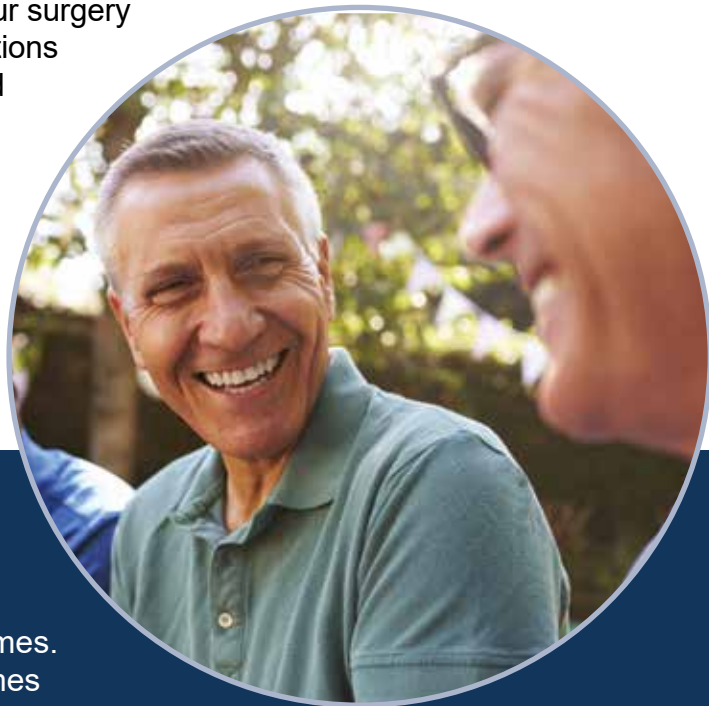
## What to Expect Before Your Appointment

Once you make your appointment through your physician's office, a member of our team will call you to go through your insurance benefits as they pertain to your surgical procedure, and give you a list of instructions specific to your surgery.

You will also receive a call at least one day before your surgery to remind you of your appointment, go over any questions you might have, and verify that you have a ride to and from the center on the day of your procedure.

## Receiving Your Arrival Time

To avoid providing incorrect information, only our nursing staff will call you with your confirmed arrival time *after 2 PM the day before your surgery*.



## Why the Surgery Center Provides Your Arrival Time

At UroPartners, we strive to minimize patient wait times. To achieve this, we schedule very specific arrival times based on several factors:

- Your surgeon's schedule
- Required surgical equipment
- Your anesthesia provider

On some days, we may have up to seven different surgeons using three different operating rooms. Because surgeons can add procedures as late as 2 PM the day before, we cannot provide an arrival time until the final schedule is confirmed. These additions are integrated into the existing schedule, affecting the timing of other procedures. This differs from a hospital setting where a surgeon typically stays in one operating room. Our surgeons move between rooms, requiring careful coordination.

While we aim for accurate scheduling, surgeries can sometimes take longer or shorter than anticipated. Our schedulers and Operating Room Director understand each surgeon's preferences to provide the most precise arrival time possible, respecting your time and that of your family and friends.

## Questions?

If you have any questions or concerns, please call the center at (224) 612-7000. We are happy to assist you.

# PREPARING FOR YOUR SURGERY

## Pre-Operative Testing and Clearance

To ensure your safety during your procedure at our outpatient surgery center, a UroPartners pre-admission testing RN will contact you to review your medical history.

Depending on your medical history, this may involve a telehealth visit. This is especially important for patients with certain medical conditions that may increase surgical risks, such as (but not limited to):

- Heart disease
- Lung disease
- Diabetes
- High blood pressure

These evaluations help us confirm it is safe for you to undergo anesthesia.

Please be aware that telehealth visits are typically billable to your insurance and may be subject to co-pays and deductibles. Your safety during the procedure and under anesthesia is our top priority.



## IMPORTANT INFORMATION FOR YOUR SURGERY DAY

For your safety and well-being, we strongly recommend taking the entire day off from work and other activities. Minimizing stress on the day of your surgery is crucial for your recovery.

## Questions?

If you have any questions or concerns, please call the center at (224) 612-7000. We are happy to assist you.

## PRE-OPERATIVE INSTRUCTIONS

Careful attention to the following instructions will help ensure your comfort and reduce the possibility of complications:




- **Do not drink or eat anything after midnight** (including water, chewing gum and hard candy) prior to your surgery. Undigested food in the stomach can cause complications, and your surgery is likely to be canceled if you do not follow this instruction.
- **A responsible adult, over 18 years old, must drive you home!** For your safety and protection, you will not be allowed to leave the center without a responsible adult to accompany you. Failure to make the necessary arrangements could result in canceled surgery.
- **Bathe or shower** the morning of the surgery to minimize the chance of infection.
- **If you develop a cold, sore throat, fever, etc.,** please notify your surgeon and call the surgery center before coming in.
- **Remove all make-up, nail polish, and jewelry.** We also suggest that you wear loose, comfortable clothing. During your surgery, you will wear a patient gown and slippers provided by the center. Please leave all jewelry and valuables at home.
- **If taking medication(s)/herbals/multivitamins,** please consult your physician as to what medications can be taken leading up to the day of surgery. Please ask your physician if you can take blood thinning medications such as Ibuprofen, Aspirin, and Toradol, to name a few.
- **If you suspect that you are pregnant,** please notify your surgeon and anesthesia provider. Anesthesia and medications may be harmful to the developing fetus.



## Treatment-specific Preoperative Instructions

Scan the QR code or visit [uropartners.com/surgerycenter](https://uropartners.com/surgerycenter) for instructions for Fleets Enema, MRI Fusion Biopsy, and Saturation Biopsy.



## WHAT TO EXPECT WHEN YOU ARRIVE

We will ask you to arrive one to two hours before your procedure to process the required admission and insurance information.

You will need to sign a consent form acknowledging your permission for the surgeon to operate, and you will be asked to change into a surgical gown. A medical staff member will take your temperature, pulse, and blood pressure. The anesthesia provider will talk with you about your anesthetic and an IV will be started in your arm.

After surgery, our medical staff will move you to our fully equipped recovery room where you will remain under observation until you are ready to go home.

When you are ready for discharge, the nursing staff will explain all postoperative instructions and prescriptions. Any questions you have after surgery should be directed to your surgeon.

It is normal to feel drowsy after receiving an anesthetic, therefore it is recommended that you postpone the following activities for **24 hours after discharge**:

- Driving or operating equipment
- Signing important papers
- Making significant decisions
- Drinking alcoholic beverages
- Smoking/vaping



"I would be hard pressed to find a more organized and courteous group of people. From the admitting process through the procedure and discharge I couldn't have been treated better. Very compassionate staff and doctors. Very professional and reassuring at all levels."

# MORNING MEDICATIONS ON THE DAY OF SURGERY



**Important:** Do *not* stop taking all your medications unless specifically instructed by your doctor.

On the day of surgery, you may take your usual morning medications **except for the following:**

- **“Pril” medications:** Examples include Lisinopril.
- **Cialis (Tadalafil):** Can cause very low blood pressure.
- **Cymbalta (Duloxetine):** May raise blood pressure.
- **Nonsteroidal Anti-Inflammatory Drugs (NSAIDs):** These can increase bleeding risk. Stop taking these 7 days before your procedure. This includes:
  - Aspirin
  - Blood thinners: Stop taking these 7 days before your procedure only with your doctor’s approval.
- **Herbal medications:** Stop taking these 7 days before your procedure. Examples include:
  - Fish oil
  - Flaxseed oil
  - Turmeric
  - Vitamin E
  - Saw Palmetto
  - CoQ10 (may interfere with blood pressure)
  - PreserVision (contains Vitamin E)

Your safety during the procedure and under anesthesia is our top priority.

## DISCOUNT HOTEL INFORMATION

Courtyard Marriott Chicago O’Hare offers UroPartners patients and visitors access to specially negotiated rates, just 0.3 miles away.



Scan the QR code or visit [uropartners.com/surgerycenter](http://uropartners.com/surgerycenter) for more information.



## Questions?

If you have any questions or concerns, please call the center at (224) 612-7000. We are happy to assist you.

## WHAT TO EXPECT DURING YOUR RECOVERY

*This information will help you understand what to expect during your post-operative recovery.*

*Please read it carefully.*

### Anesthesia

The effects of anesthesia or sedation can last longer than 24 hours.

**You *must* have a responsible adult (18 or over) stay with you for at least 24 hours after your procedure.**

Plan to rest for the remainder of the day of your surgery. Even if you feel “normal,” your reflexes and mental abilities may still be impaired. You may experience dizziness, lightheadedness, and/or drowsiness for 24 hours or longer.

After general anesthesia, it is common to have generalized aches and a sore throat.

### Diet

Drink plenty of fluids and gradually return to your normal diet as tolerated, unless your doctor has given you specific instructions.



### Nausea and Vomiting

It is common to experience nausea or vomiting after surgery. If you cannot keep food or liquids down or if your nausea or vomiting is persistent, please contact your surgeon's office. They may prescribe medication to help.



**“I have had two procedures there and each time everything was flawless! From the time we were greeted at the front desk, to the anesthesia, surgery and recovery team relieved all of my anxiety with quick recovery.”**

## Bleeding

Some minor bleeding after surgery is normal. Blood in the urine, semen, and stool is expected for the first 72 hours. Remember that a small amount of blood can appear significant when mixed with urine. However, if bleeding is excessive or soaks through your dressing, apply light pressure and contact your surgeon's office immediately for further instructions.

*In case of a medical emergency, call 911 or go to the nearest Emergency Room.*



## Infection

Contact your surgeon if you experience any signs of infection, including:

- Foul-smelling or unusual drainage
- Excessive pain
- Redness, heat, or swelling near the surgical site
- Fever greater than 100.4°F (38°C)

Maintaining good hand hygiene is important during your recovery. Keep your dressing clean and dry unless your physician has given you other instructions. Follow your physician's instructions for bathing and wound/dressing care to help prevent infection.

## Pain Management

For your comfort and safety, follow your doctor's instructions regarding post-operative activity and pain medication. Some discomfort after your procedure is expected. However, notify your doctor if you experience excessive or intolerable pain that is not controlled by your medication. It's important to manage your pain proactively; take your medication as prescribed and don't wait for the pain to become severe.

## Questions and Concerns

Once you are home, if you have any questions or concerns regarding your procedure or home care instructions, please call your surgeon's office.

## DISCHARGE INSTRUCTIONS

Careful attention to your discharge instructions will help ensure your comfort and reduce the possibility of complication.

Scan the QR code or visit [uropartners.com/surgerycenter](http://uropartners.com/surgerycenter) for more information.

Detailed discharge instructions are available for each procedure.



## REQUIRED: ALL PATIENTS RECEIVING ANESTHESIA AT THE SURGERY CENTER MUST HAVE A DRIVER OVER THE AGE OF 18

1. **Driver's Presence:** We request that your driver remain in our waiting room or their vehicle during your procedure.
2. **Driver Confirmation:** If your driver cannot stay at the center, our pre-operative nurse will call them to confirm transportation arrangements. Please ensure your driver keeps their phone turned on and readily available. If the nurse cannot speak directly with your driver, your procedure will be postponed until confirmation is received.
3. **Leaving Against Medical Advice:** Leaving the surgery center without following this protocol will be considered leaving against medical advice, and you will not be able to schedule future procedures at our center.
4. **Illinois Law:** It is against Illinois law for a patient to leave a medical facility after receiving anesthesia without a responsible adult driver (see statute below).



Persuent to the Illinois Administrative Code, Title 77, Chapter 1, Section 205.520 Preoperative Care and Section 205.540, Postoperative Care, updated 7.28.2022

### **Section 205.520**

k) Prior to admission to the facility for a surgical procedure, the patient shall be informed of the following:

- 1) Patients who receive general anesthesia, intravenous sedation, spinal or epidural anesthesia, or any other specific anesthesia technique designated by the qualified consulting committee shall not attempt to drive a motor vehicle immediately upon discharge from the facility.
- 2) Patients shall arrange prior to admission for safe transportation\* upon discharge from the facility. \*Safe transportation is a relative, friend or a medical service, not an Uber/Lyft/Taxi

### **Section 205.540**

f) The name, or relationship to the patient, of the person accompanying the patient upon discharge from the facility shall be noted in the patient's medical record.



"I cannot express enough how Great Everyone I crossed paths with there was when having a kidney stone/stones removed were.  
An All Star Team all across the board!"

## DRIVING DIRECTIONS TO UROPARTNERS SURGERY CENTER

We're pleased you've chosen us for your procedure. Our center is located at:

**UroPartners Ambulatory Surgery Center**  
**2750 South River Road**  
**Des Plaines, Illinois**



For real-time directions, you can use online mapping services like Google Maps, MapQuest, or Waze on your smartphone.

### Directions by Route

#### From the North:

1. Take I-294 South (Tri-State Tollway) to Exit 45 (Golf Road).
2. Turn left onto East River Road.
3. Turn left onto IL-58/East Golf Road.
4. Turn right onto Potter Road.
5. Turn left onto Busse Highway.
6. Turn right onto North Dee Road.
7. Turn right onto West Touhy Avenue.
8. Turn left onto South River Road.

The surgery center will be on your right (west side of the street). It is a single-story building with green and white signage. The parking lot entrance is before the building. Parking is free.

#### From the South and Southwest Suburbs:

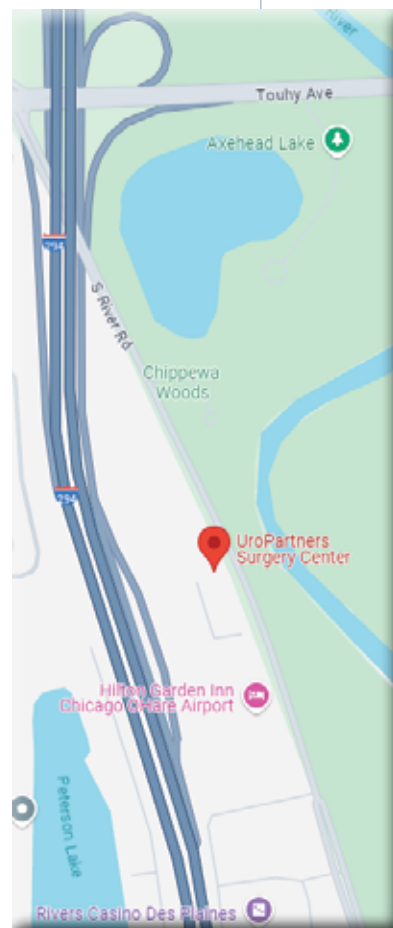
1. Take I-294 North (Tri-State Tollway) to Exit 40 (I-190 West toward Airport/O'Hare).
2. Turn left onto North River Road.

The surgery center will be on your left (west side of the street). It is a single-story building with green and white signage. The parking lot entrance is after the building sign. Parking is free.

#### From Chicago:

1. Take I-90 West (Kennedy Expressway) to Exit 79B (North Cumberland Avenue).
2. Turn left onto IL-72/Higgins Road/West Higgins Road.
3. Bear right onto Des Plaines River Road.

The surgery center will be on your left (west side of the street). It is a single-story building with green and white signage. The parking lot entrance is after the building sign. Parking is free.



### Questions?

If you have any questions or concerns, please call the center at (224) 612-7000. We are happy to assist you.

## APPOINTMENT INFORMATION

Doctor: \_\_\_\_\_

Procedure date: \_\_\_\_\_

Please schedule your medical clearance with: \_\_\_\_\_

Follow up appointment date: \_\_\_\_\_

*Achieved Accreditation by*



2750 South River Road

Des Plaines, IL 60018

Phone: (224) 612-7000



For more information or  
pre-operative and discharge  
instructions, scan this QR code  
with your phone.